



G R E A T E R
O P P O R T U N I T I E S

Empowering community.
Empowering you.

**ANNUAL
REPORT**
2023

The report is available to the public through our website, www.greaterops.org, or
by requesting a copy at our main offices located at:
Broome Office: 5 W. State Street, Binghamton, NY 13901
Chenango Office: 44 W. Main Street, Norwich, NY 13815

OUR MISSION IS TO CREATE OPPORTUNITIES

The mission of Greater Opportunities is to educate, advocate, and empower individuals and families to improve the quality of their lives through the development of self-reliance while promoting a culture of people working together to help themselves, one another, and their community.



OUR SERVICES OUR APPROACH

We help our surrounding communities with comprehensive services, including emergency assistance, advocacy, early education, and safe and affordable housing. The bridging of community resources and the building of effective partnerships serves as the cornerstone for the foundation and success of our agency.

Our team works with our clients to help create the opportunities and programs that work for them as individuals. We do this with a hands-on approach to help track their progress and ensure their ongoing journey to success.

EXECUTIVE STATEMENT

Mark Silvanic- CEO


Greater Opportunities is well-positioned not only to meet the challenges that lie ahead, but also to continue to grow and expand to meet the ever-changing needs of our community. Through our dedicated staff and programming, our organization will continue to assist the most vulnerable in both Broome and Chenango Counties.

The hard-working people in our region who have utilized our services over the last 50 years have gone on to live productive and vibrant lives. That is the commitment of our work to help individuals and families become independent and contributing members of our society.

I am proud to work for this organization and look forward to continually evolving our agency to deliver the most empowering services and assistance to all those in need so that they can become who they envision. With the help of our agency, those we serve can live vibrant lives and contribute to the growth of our communities.

OUR BOARD

The Board of Directors for Greater Opportunities must consist of at least one-third of elected representatives from the low-income community. In addition to representatives of the low-income sector, the Board must include one-third from the public sector (elected officials) or their designee. The remainder are representatives of the private sector.



CHENANGO HEAD START

In 2022, 126 children and their families received comprehensive health, nutrition, mental health, and child and family development services. Head Start Program Performance Standards were implemented to ensure their individualized needs were met in safe, supportive, nurturing environments.

Children were guided in skills, knowledge, and attitudes necessary for success in school and life.

Special Needs Services

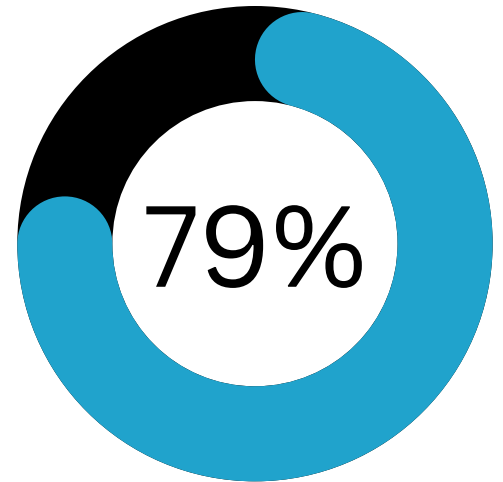
Our program was proactive in identifying and serving children with disabilities. 13% of enrolled children were diagnosed with disabilities and received related physical therapy, occupational therapy, speech and language therapy, special education itinerant services, and/or counseling.

Family and Community Engagement

Parents were encouraged to take an active role in their child's Head Start experience. Partnerships were established with each child's family. The Parents as Teachers curriculum was used with home-based families. Caregivers participated in parent committee meetings, trainings, workshops, and on the Policy Council.

Funded Slots:
138 Children
3-5 years of age

Nutrition Services
In 2022 our program served 24,234 meals (breakfast and lunch) to children.



2022-2023
average Head Start
Participation Rate

Policy Council Members

Parent Representatives

Kiera DeLuca- Endicott
Sherri Miller- Harpursville
Lindsey Sodan- Linnaeus W. West
Kimberly Mustin-Greene
Samantha Denney- Bainbridge
Jeanine Englebrecht- N. Norwich
Johanna Bailey- Norwich
Koty Robdeau- Home-Based

Alternative Parent Rep.

Courtney Hardy- Harpursville
Allyson Pacifico- Endicott

Community Representative

Gail Christensen

Board Liaison

Sharon Wells

CHENANGO HEAD START

Maximum Participation

Throughout the 2022-2023 school year, all centers provided full-time learning opportunities for children. The average year-to-date attendance was 79%. The most common absentee reasons included parent choice and child illness.

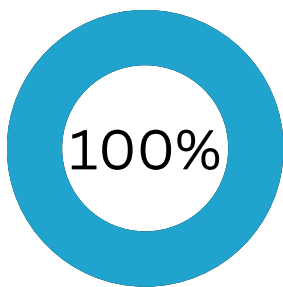
Program Compliance

Our last on-site federal review was conducted in October of 2023. The program met the applicable Head Start Program Performance Standards, laws, and policy requirements. A copy of the report is available at our Chenango Main office upon request.

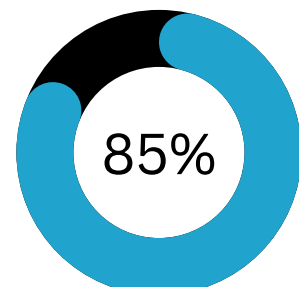
Health and Dental Services

Children received developmental, behavioral, vision, hearing, height, and weight screenings within 45 calendar days of their entrance into the program. They received primary and preventive medical and dental services on-site and by partnering with community-based providers. Children's mental and behavioral health needs were supported by regular onsite mental health consultations with our Family Wellness Consultant and subsequent referrals if needed.

By the end of the 2022-2023 year, 126/126 children had continuous, accessible health care, and 107/126 had continuous dental care. After the initial dental visits, 29 children were determined to need follow-up treatment, with 27 completing all required treatments by the end of the program year. Additionally, 124/126 children were up to date on their immunizations by year's end.



of Children had continuous accessible health care



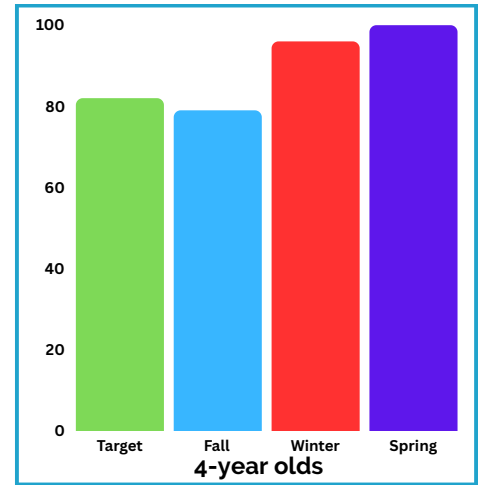
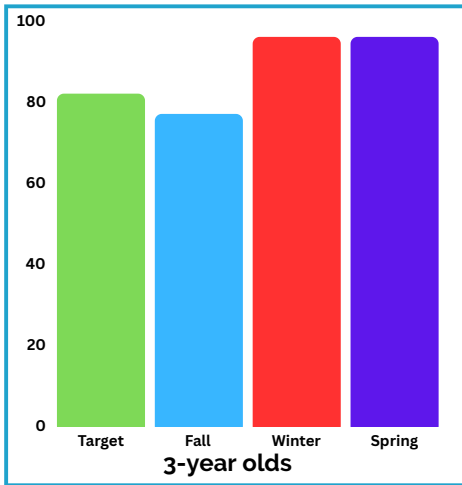
of Children had continuous accessible dental care

CHENANGO HEAD START

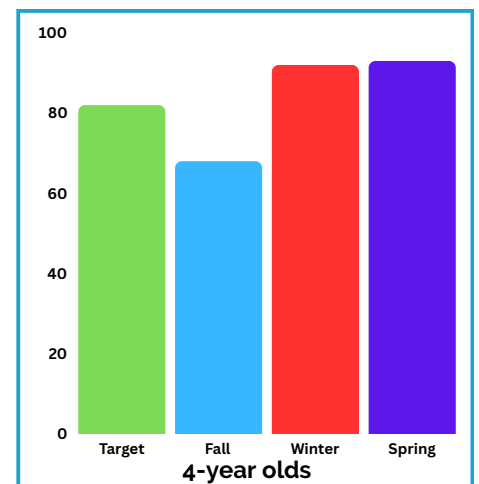
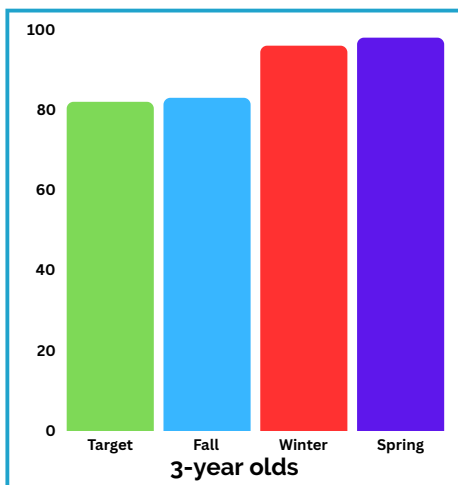
School Readiness Goals

Head Start assists children in meeting age-appropriate school readiness goals in a safe, nurturing, language rich environment by providing learning opportunities to enhance cognitive and general knowledge, as well as approaches to learning, literacy, language, social emotional, and physical skills. Assessments of children occur three times during the program year to track progress on the mastery of skills within each of the domains.

The following provides an overview of child outcomes in each of the domains as tracked in the fall, winter and spring.



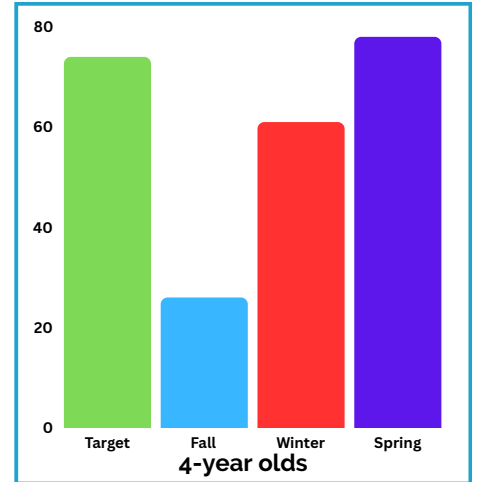
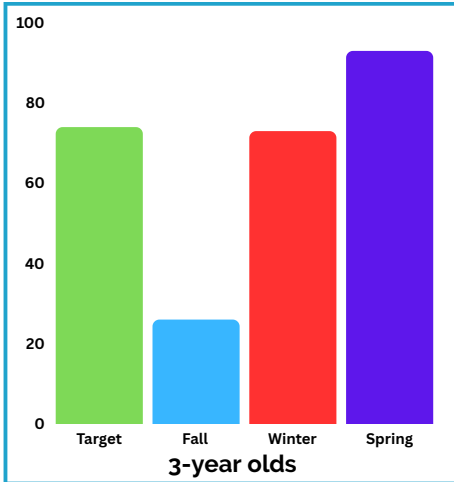
Enrolled Children will meet or exceed widely held expectations for their age demonstrating increasing independence and taking care of their own needs



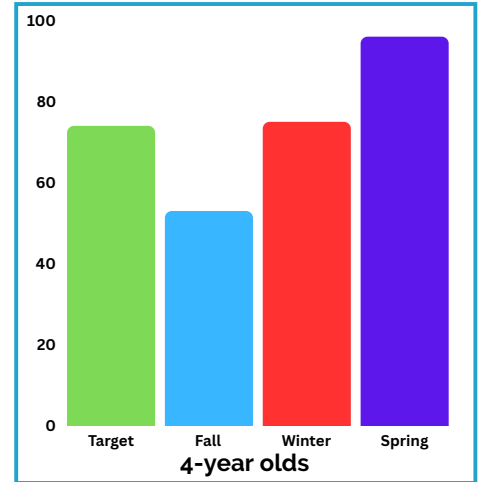
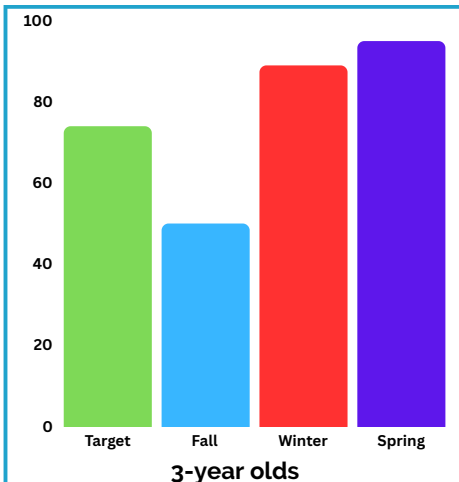
Enrolled children will meet or exceed widely held expectations for their age by solving problems.

CHENANGO HEAD START

School Readiness Goals Continued



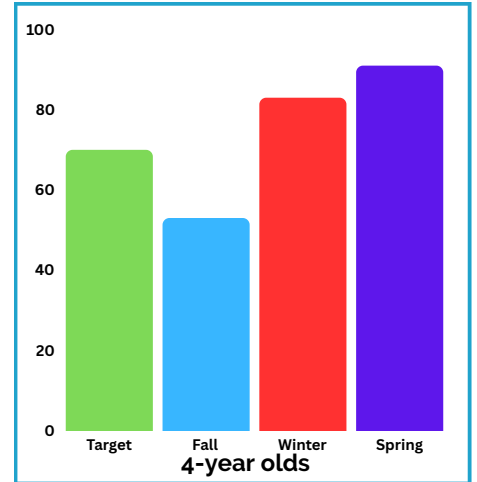
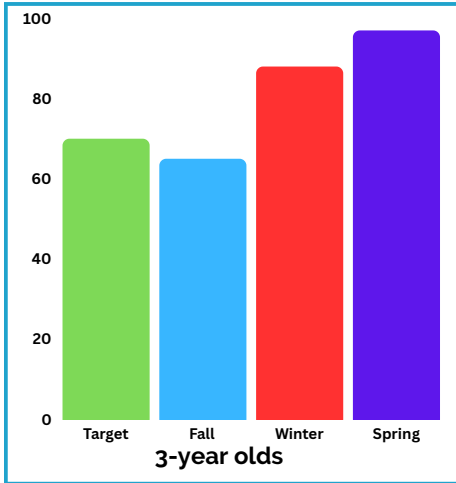
Enrolled children will meet or exceed widely held expectations for their age by using number concepts and operations and by connecting numerals and their quantities



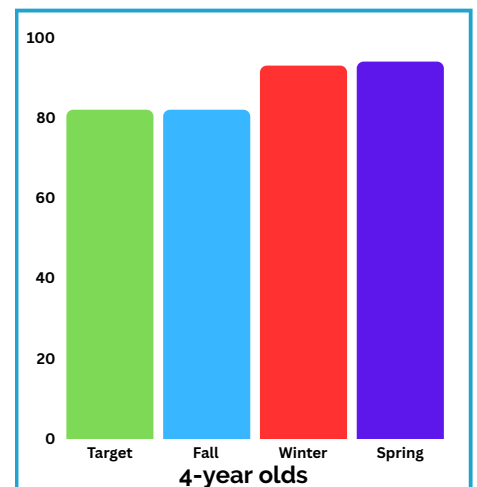
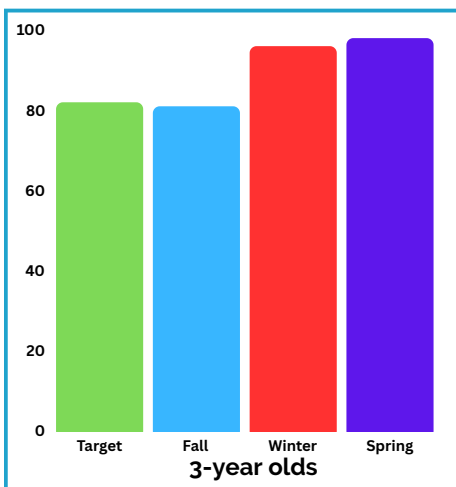
Enrolled children will meet or exceed widely held expectations for their age demonstrating phonological awareness

CHENANGO HEAD START

School Readiness Goals Continued



Enrolled children will meet or exceed widely held expectations for their age demonstrating and understanding of the alphabet



Enrolled children will meet or exceed widely held expectations for their age by demonstrating balancing skills

CHENANGO EARLY HEAD START

The Chenango County Early Head Start program delivered an array of early education and care services, conducting 1,479 home visits by 7 Home-Based Visitors, providing 38 group socializations, and offering experiences in a toddler classroom setting.

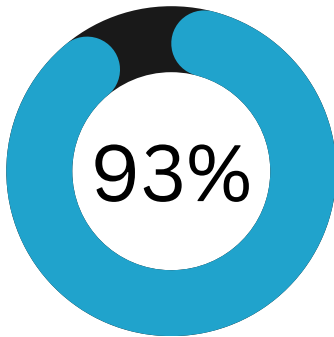
Program activities focused on family development, health, nutrition, literacy, and parent involvement.

Funded Slots:
88 Pregnant women
and Children birth to 3
years.

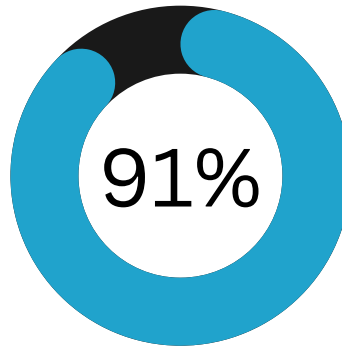
Total Number Served:
142 children
6 pregnant women

Average Attendance
Toddler Classroom-
83.52%
Monthly Enrollment-
97.92%

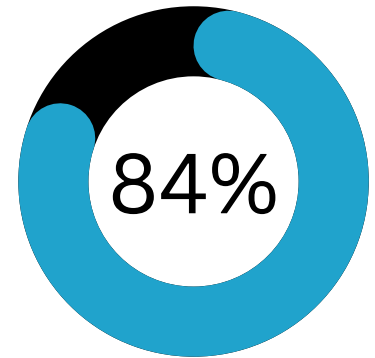
EHS 2023 Outcome Results



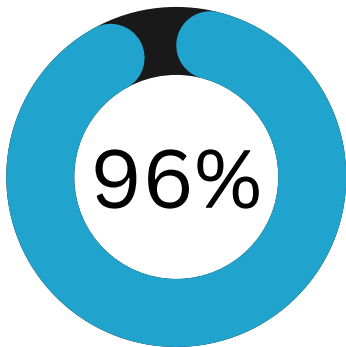
Children that demonstrated gains in social/emotional development



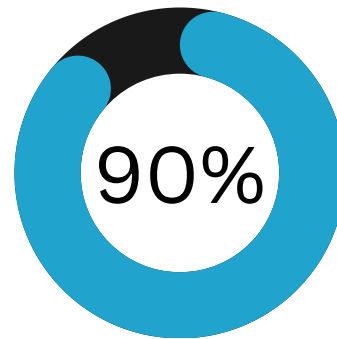
Children that exceeded widely held expectations for math skills in math evaluations.



2022-2032 Early Head Start Participation Rate



Children that exhibited gains in basic gross motor skills and moving with purpose and coordination.

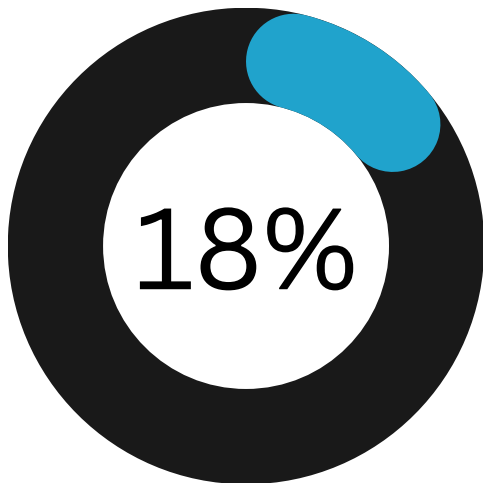


EHS children that left the program with the ability to discriminate and identify familiar sounds, use two to three-word phrases follow one-step oral directions make choices verbally, identify pictures in books, and utilize shapes in their scribbling.

CHENANGO EARLY HEAD START

Screenings

The Health Services Coordinator conducted prenatal and postpartum visits to pregnant women to ensure the well-being of both mother and child. Health, nutrition, developmental, and social/emotional screenings were conducted on home visits to encourage an ongoing sense of a child's well-being and to facilitate early intervention, if necessary.



Enrolled infants and toddlers with established Individualized Family Service Plans (IFSP's) who received disability services during the year.

Parent Education and Family & Community Engagement

Parent education allowed caregivers to increase their knowledge about child development. This awareness assisted them in identifying ways to encourage their child's growth and development. Early Head Start uses the Partners for a Healthy Baby Curriculum which consists of information for parents about their child's health and development.

BROOME HEAD START

Broome Head Start provides center-based services throughout Broome County. We can serve children from nine different school districts in five locations throughout the county. Center locations include two centers in Endicott, Whitney Point, Harpursville, and Chenango Valley.

Funded Slots:
178 children
3-5 years of age

Total Number Served:
205 children and their families

Participation

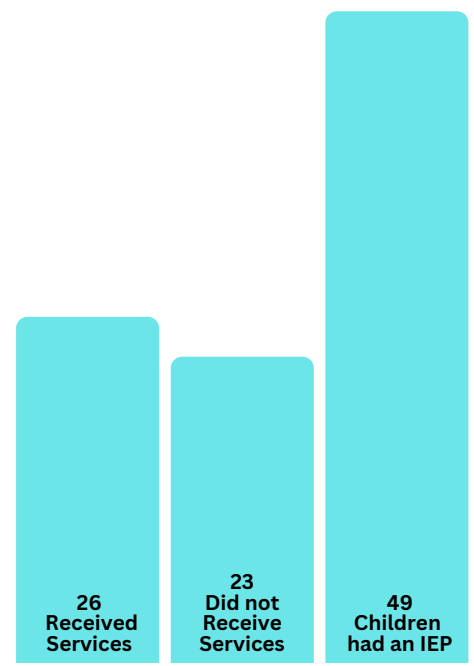
Throughout the 2022-2023 school year, the Broome Head Start program served 205 children and their families. This included 100 three-year-old children and 105 were four years old in 188 families. The average monthly enrollment was 97.2% with all children being eligible for programming.

By June, we had attained an average daily attendance of 80.89%. This increased 3.19% over the 2021-2022 school year.

The most common absentee reasons were child illness and temporary transportation issues.

Special Services

Head Start requires enrolled children with disabilities, including but not limited to those eligible for services under the IDEA. The families receive all applicable program services delivered in the least restrictive possible environment, and children fully participate in all program activities. We work closely with families, school districts, and local providers to ensure that eligible children receive special education and related services. The chart to the right indicates the number of eligible children that received special education and related services.



BROOME HEAD START

Parent Involvement

Parents and families were encouraged to continue participation in the Head Start program. They participated in monthly parent committee meetings, training, workshops, and other hands-on activities. Additionally, center-based activities were encouraged and included monthly male engagement activities, participation in the Eat Well, Play Hard Program, and center-specific nutrition activities. Parenting education classes were offered through the Positive Solutions for Families curriculum.

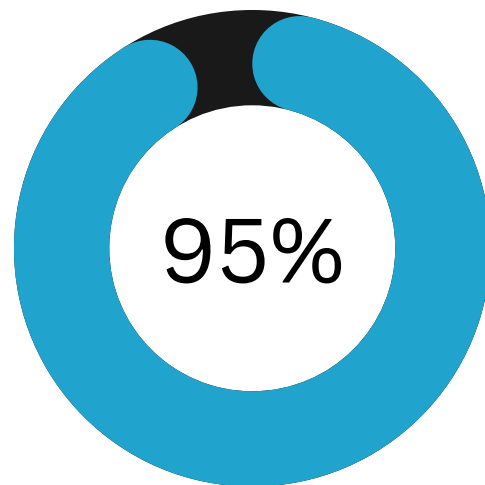
Program Compliance

Broome Head Start participates in an ongoing monitoring process and completes an annual self-assessment. These results are shared with the Policy Council and the Board of Directors. The last federal review was completed in October 2023. This was a week-long, in-depth look at regulations and performance standards and included interviews with staff, parents, Policy Council Members, and Board of Directors members. A data review was conducted across all component areas including Fiscal and Human Resources. The program met the applicable Head Start Program Performance Standards, laws and Policy Requirements. A copy of the report is available at our Broome Main Office.

Health and Dental Services

Broome Head Start partners with Lourdes Dental Services provides classroom lessons and parent education to the children and families in our program.

The Lourdes Dental Van provides dental services to students at each of the centers. All centers participate in the Cavity Free Kids Program.

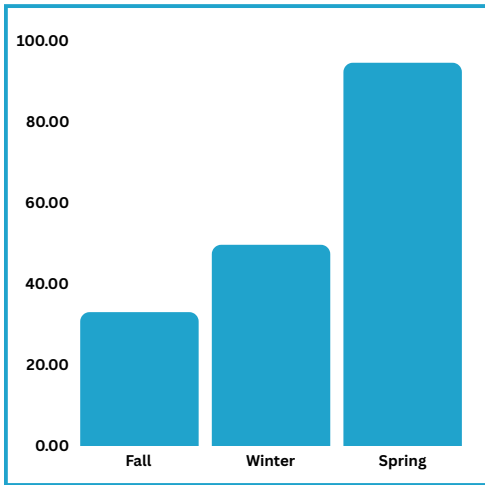


of children served received
Medical/Dental Services

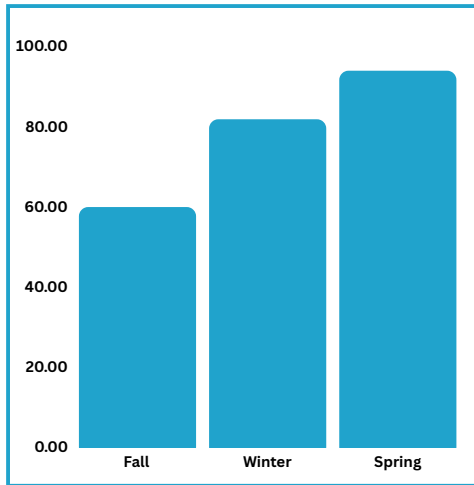
BROOME HEAD START

School Readiness Goals

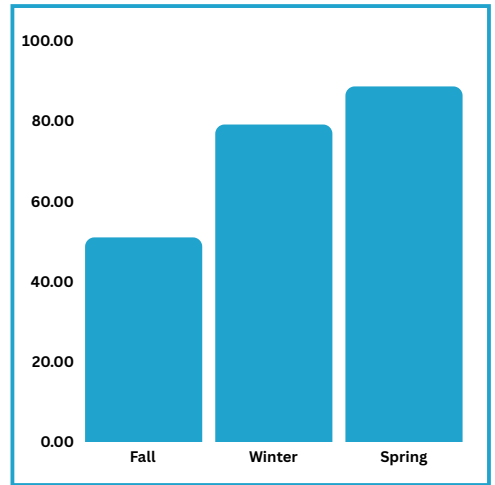
School Readiness Goals are developed to assist children in preparing for their Kindergarten experience and future school success. These goals encompass all areas of development including perceptual-motor and physical development, social and emotional development, approaches to learning, language and literacy, and cognition. Tracking of progress is completed through the Teaching Strategies Gold assessment system three times per year and is shared with families, staff, Policy Council, and Board members.



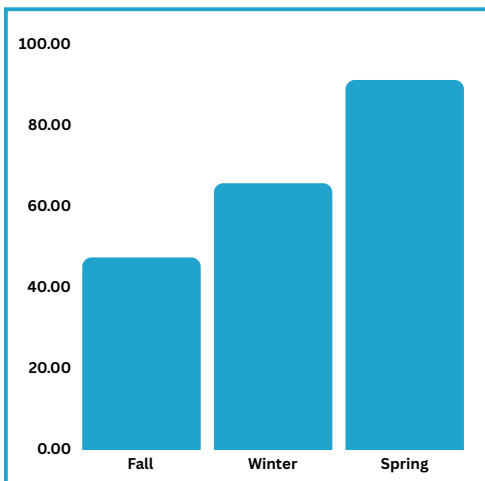
Children will show an increased use of healthy and safe habits



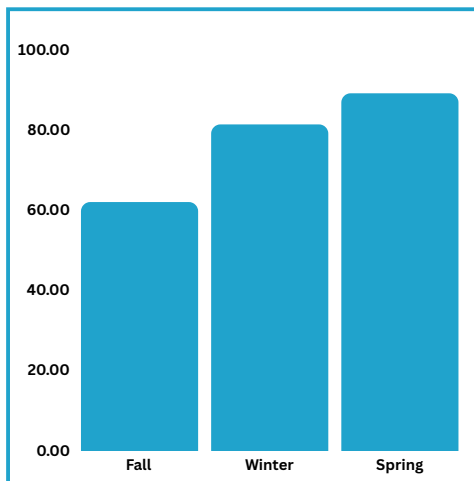
Children will show growth in their gross-motor coordination



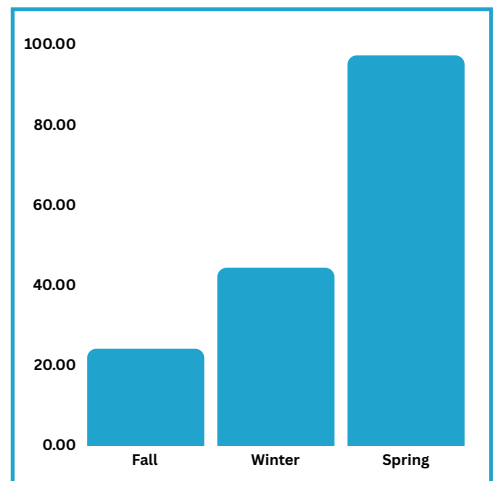
Children will show growth in developing friendships with peers and adults



Children will demonstrate age-appropriate independence in a range of activities, routines, and tasks.



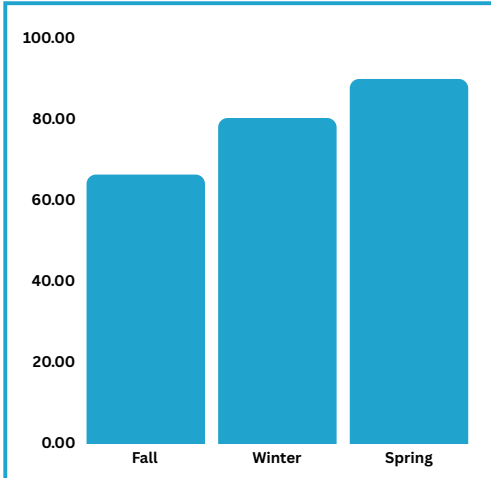
Children will follow classroom rules and routines.



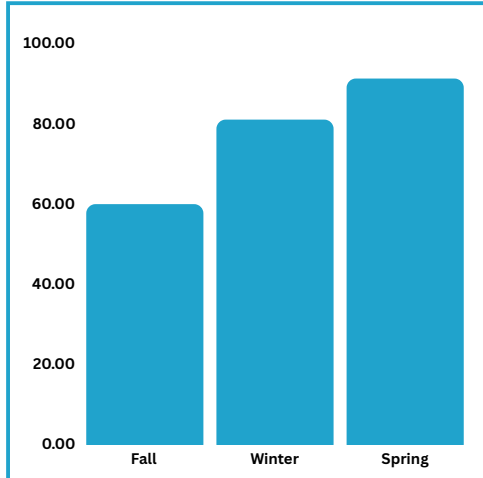
Children will show growth in their ability to communicate creative ideas and actions with and without prompting from adults.

BROOME HEAD START

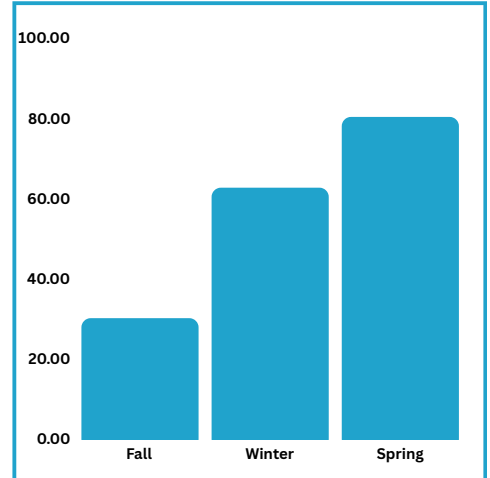
School Readiness Goals



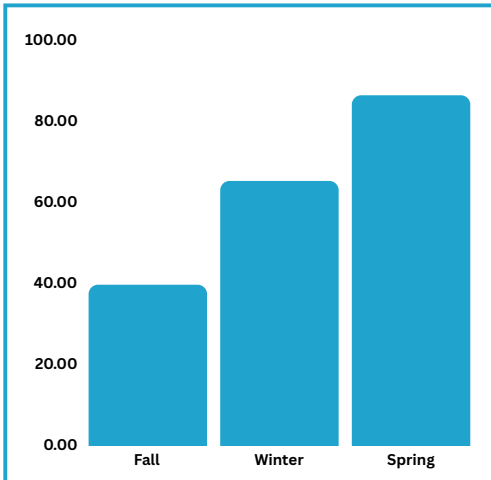
Children will have an increased awareness of the names and sounds associated with letters



Children will show an increase in vocabulary for expressive and receptive language purposes.



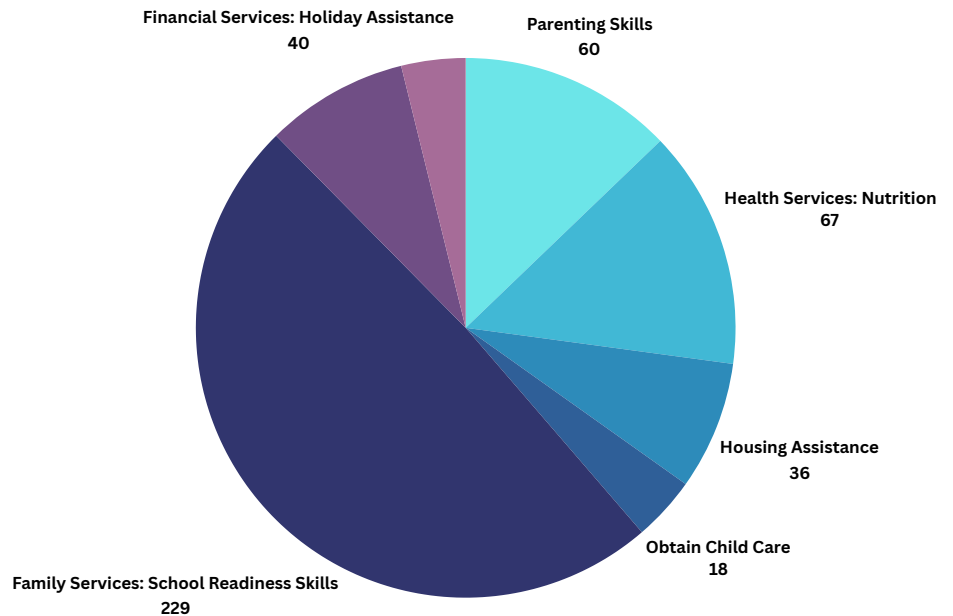
Children will show growth in associating numbers and the names of numbers with written numerals



Children will show growth in their ability to recognize, understand, and analyze a problem and draw on knowledge or experience to seek solutions to a problem.

Family Services

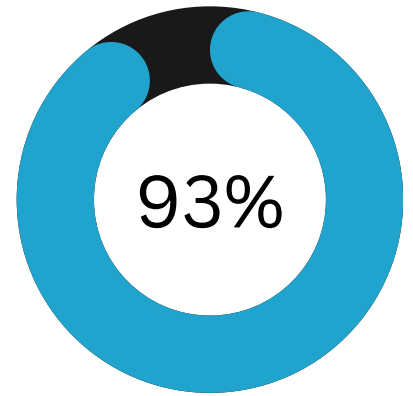
The Broome Head Start Program provides resources either directly or through referrals, to other community service providers. For the 2022-2023 school year, the service most often received by families included:



HOUSING SUCCESS STORIES

HUD Housing Counseling:

Greater Opportunities has been working with a family of 4 since November 2022. Dad is the only one working as mom is the homemaker. Together they have worked hard to track spending, budget, and save towards homeownership. They had saved \$2,000.00 of their own funds towards the program and he has raised his credit score from 618 to 677. We are excited to share that the family was able to purchase their first home in October of 2023, with the help of an NBT Mortgage, they were also able to obtain a grant for down payment and closing cost assistance with AHC4R81. The client completed education and homeownership counseling and purchased a home with NBT Bank in Broome County.



of tenants stabilized or increased their incomes

HUD/Section 8

One of our tenants was previously behind on rent and had entered a payment arrangement before being accepted into Section 8/HUD. After coming to the top of the waitlist and receiving services, this mother of three returned to work, paid off her past rent completely, and is now up-to-date with her payments.

Access to Home

This client applied to get a ramp for her home because she is unable to do stairs due to her health. She is an elderly woman and is receiving Social Security. She was able to get a brand-new ramp built onto her home, and no longer has to worry about not being able to get into her home or falling going up or down her stairs.

HOUSING SUCCESS STORIES

Manufactured Housing Replacement Program

Greater Opportunities has been working with this client since February of 2022 with the Manufactured Home Replacement Program. This client was a single adult and her only income was Social Security Disability due to an accident that left her disabled. She was unable to return to work due to the accident. She successfully went through all the budgeting, paperwork, environmental, and state regulations, and was able to receive a brand-new energy-efficient manufactured home. She was able to free up some of her budget due to the reduced energy costs. With the help of the housing staff at Greater Opportunities, she was also able to use other resources in the community to help get her taxes reduced due to her income/disability. She reports to Greater Opportunities staff that she is forever grateful for the grant she received, and that it was life a life-changing event for her when she needed it most.

First-Time Homebuyer Program:

Greater Opportunities began working with this family back in September 2022. The family has a fixed income for a household of 4. The family budget was based on the receipt of disability income for one family member. She had some credit issues, which working together she was able to track spending, budget, and save to pay off some old collections and bring her old student loan current and back in good standing. She was able to increase her credit score from 563 to 652 as of March 2023. The family also worked to save towards home purchase and saved approximately \$4400.00 of their funds towards home purchase and home maintenance savings. Together we assisted with the USDA 502 RD Direct Loan mortgage application for the family to purchase a home in Norwich NY. We are happy to announce they are in the process of closing on their first home this month, January 2024! The family received a down payment and closing cost assistance grant with AHC4R81 to pair with USDA RD Mortgage.

WIC

In response to the COVID-19 pandemic, WIC services have continued to be provided remotely from the main office in Norwich. Since May of 2022, we have continued to provide services in person to clients. However, remote appointments are still available as an option for participants.

During WIC appointments, nutrition education, counseling, and referrals have been provided by Nutrition staff in both remote and in-person appointments. WIC staff have worked with many participants to guide them on using the WIC2Go App so clients can better use their benefits, organize their WIC appointments, and track what WIC foods are available to them. To address the increase in the need for families over the year, the USDA increased the cash value benefits for WIC participants to purchase fruits and vegetables. Before the rise, depending on which food package families received, it was \$9 - \$16.50, and now it ranges from \$25 - \$73.50. WIC staff have worked diligently this year to communicate with families to ensure they are aware of this change and how it benefits them.

As of August 2023, Chenango County WIC Clients will no longer receive their benefits at Greater Opportunities for Broome and Chenango, Inc.

OUR IMPACT THIS YEAR

143

Average number of days
Mothers breastfed for

372

Average number of Mothers
fully breastfeeding

68%

Breastfeeding initiation
rate for this year

1029

prenatal and breastfeeding
contacts our
Peer-Counselors made this year

WIC

Engaging Events for WIC Clients

WIC has always aimed to involve clients in a variety of events, both in-person and virtual, during their regular appointments. Despite the challenges, WIC staff has gone above and beyond to organize and plan engaging events for clients throughout the year.

“Breastfriends and More”, a Breastfeeding Group organized by our WIC staff, held several in-person and virtual group events. The purpose behind these events was to engage and support Breastfeeding mothers.

[Click here to view the event flyer.](#)

This year for National Nutrition Month, our WIC staff created a variety of Social Media posts to help educate our social media followers about eating healthy. We even created a “Show us your Favorite Recipe” contest where the winner received a quesadilla maker. [Click here to view.](#) Our WIC staff also decorated our offices with educational posters and signage relating to nutrition.

In June of 2023, WIC invited participants to learn about different ways they can relieve stress. A professional yoga instructor came in and held a Chair Yoga class for 45 minutes. Participants were taught different yoga poses and breathing techniques. [Click here to view the event on Facebook.](#)

Overall, WIC's efforts to organize engaging events for clients have been well-received and appreciated. These events not only provide an enjoyable experience for clients but also contribute to their overall health and well-being.

AGENCY
STATISTICS



ENERGY SERVICES

56 Families received Energy Audits and Services

HUD COUNSELING

65 Individuals and Families received services

SUPPORTIVE HOUSING

237 Individuals and Families received services

HOME REHAB/MANUFACTURED HOUSING REPLACEMENT PROGRAM

22 Households received Home Rehab. Services or Manufactured Housing Replacement

SECTION 8

240 Vouchers were used by individuals/families

RAPID RE-HOUSING

107 Individuals and families received rental assistance

BROOME HEAD START

209 children and their families received comprehensive services.

CHENANGO

EARLY HEAD START

146 Children and their families received comprehensive services.

CHENANGO HEAD START

150 Children and their families received comprehensive services.

HEAD START

PARENT INVOLVMENT

Parent Volunteer- 4,100+ hours
Male Involvement- 2,040+ hours

WIC

955 families received monthly services

FOOD BANK OF THE SOUTHERN TIER

384 Individuals/Families served
7,680 pounds of food distributed

TOTAL SERVED IN 2023

3,319- Individuals

1,028- Families

2022 FINANCIAL
REPORTS

Click on each title
to view full report

[2022 Source Funding](#)

[Broome Head Start](#)

[Funding Sources 2022](#)

[Chenango Head Start](#)

[Funding Sources 2022](#)

[Summary of Audit Results
and Findings](#)